



The Magnetic Pulser

Model MP7 Manual

CONTENTS

WELCOME TO SOTA	2
BEFORE USING	2
LEARN MORE	2
COMPLETE UNIT INCLUDES.....	2
DO NOT USE.....	3
CAUTIONS	3
SUMMARY OF LIGHTS	4
HOW TO USE THE MAGNETIC PULSER.....	4
Difference Between Modes	5
How It Should Feel	5
Typical Use.....	5
ELECTRICAL SPECIFICATIONS	6
Power Requirements.....	6
Optional Power Input.....	6
Regular Mode - Output Specifications.....	6
Fast Mode - Output Specifications.....	6
TROUBLESHOOTING.....	7
COUNTRIES THAT PARTICIPATE IN MANUFACTURING.....	7
REPLACEMENT ACCESSORIES	7
WARRANTY.....	7
REPAIRS.....	7

WELCOME TO SOTA

Thank you for allowing us to be a part of your Wellness Team.

The Magnetic Pulser is a consumer product designed to be used as part of a Wellness Lifestyle. A commitment to healthy lifestyle choices is an important factor in the journey to Wellness.

The SOTA Magnetic Pulser generates pulsed magnetic fields which create microcurrents of electricity that work with the body's natural electricity for general health and well-being.

The Magnetic Pulser is designed to be used independently, but can also be used together with any of the SOTA Products.

With proper care, your Magnetic Pulser should provide you many years of trouble-free use.

Please understand that results will vary.

BEFORE USING

Please read the manual thoroughly before using your Magnetic Pulser.

We have made every effort to ensure the information in your manual is up-to-date at the time of printing ... since that time however, new information may have become available. For the most up-to-date manual, please visit our website www.sota.com/manuals.

LEARN MORE

To learn more about the Magnetic Pulser we invite you to visit the SOTA website:

www.sota.com

The website offers Videos, Frequently Asked Questions, *The SOTA Products User Guide*, SOTA News ... and more.

COMPLETE UNIT INCLUDES

- One (1) Magnetic Pulser Unit
- One (1) Wall Adaptor
- One (1) Product Manual



DO NOT USE

1. Do not use with a pacemaker. With the permission of your physician, it may be safe to use below the waist.
2. Do not use in the following situations as safety has not been explored:
 - a. In the case of pregnancy.
 - b. In the area of an implanted device such as a shunt, etc.
 - c. In the area of external or internal bleeding wounds, including menstruation.
 - d. In the area of a metal implant. The metals may absorb heat and could cause discomfort or a burn. Metal dental fillings are rarely affected.
3. As with all electrical products do not use near water, when driving a car or when operating heavy equipment.

CAUTIONS

1. If you experience nerve pain or an increase in nerve pain while using the unit, please discontinue using in the area of pain.
2. Caution is advised when using heat-producing or heat-sensitive ointments, lotions or medications as a skin burn may occur.
3. When in use, please ensure there is proper airflow around the head of the paddle. With normal use, the Hand Paddle will become very warm to hot. If it feels uncomfortable, turn the unit OFF and allow it to cool before resuming use to prevent a skin burn.
4. To prevent damage or loss of information, keep away from homeopathic remedies, credit cards, security cards and key fobs. Also from electronic equipment – hard drives, hearing aids, cell phones, tablets and others.
5. While this technology is generally considered safe, there exists potential for rare individual reactions that cannot reasonably be foreseen. Therefore, your use of the SOTA Products constitutes your agreement that you are responsible for your decision to use the technology and that you hold SOTA harmless for any injuries or damage believed to arise from using the SOTA Products.

SUMMARY OF LIGHTS

GREEN: Indicates the unit is ON in Regular Mode and the pulse is building.

YELLOW: Indicates the unit is ON in Fast Mode and the pulse is building.

RED: Indicates the pulse is being released.

ORANGE: Indicates the Sound Option is ON.

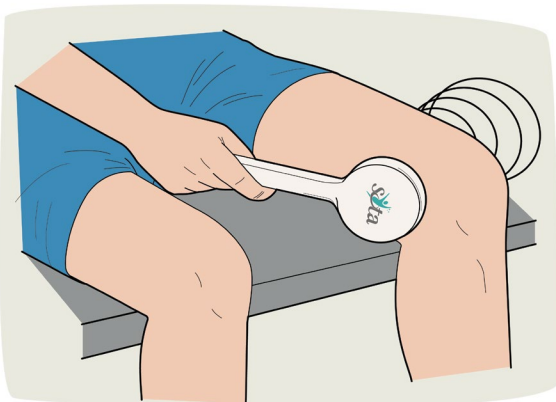
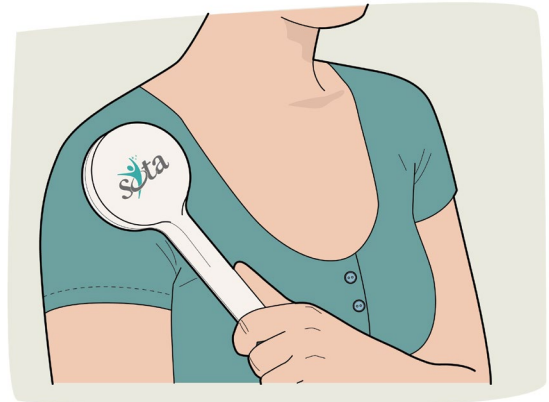
HOW TO USE THE MAGNETIC PULSER

1. Insert the power plug from the AC-DC Wall Adaptor into the unit and plug the adaptor into an electrical outlet.
2. Push the ON/OFF/MODE button. All the lights will flash in sequence to indicate the unit is ready for use. The unit starts in Regular Mode.

The GREEN lights indicate the pulse is building and the unit is in Regular Mode.

To switch to Fast Mode, press the ON/OFF/MODE button. The lights indicating the pulse is building will now be YELLOW.

In both modes, the RED light will flash each time the Pulsed Magnetic Field is released from the Hand Paddle. A click may or may not be heard as the pulse is released. See page 5 for more information on the Modes.



3. Sound Option: To hear a beep each time the magnetic pulse is released, push the SOUND button. The ORANGE light will indicate the Sound Option is ON.

4. The head of the Hand Paddle should be located on or as close to the body as possible. It does not need to touch the skin as clothing will not interfere with the magnetic field.

5. When a cycle finishes (approx. 20 minutes) the unit will beep. To continue with another cycle, push the ON/OFF/MODE button within 20 seconds of the beep. The unit turns itself OFF if the ON/OFF/MODE button is not pushed within this time.

6. To turn the unit OFF before the end of a cycle, hold the ON/OFF/MODE button down for a full two seconds.

7. *Unplug the Wall Adaptor* when not in use.

DIFFERENCE BETWEEN MODES

Regular Mode: Has a higher Gauss output (greater than 7000 Gauss) and is measurable to 14 inches (36 cm). The benefit of the Regular Mode is the strength and depth of the field generated. The pulse releases approximately every 4 seconds.

Fast Mode: Has a lower Gauss output (2500 Gauss) and is measurable to 7 inches (18 cm). The benefit of the Fast Mode is the pulses are delivered very quickly, while the trade-off is the strength and depth of each pulse is less. The pulse releases approximately every second.

HOW IT SHOULD FEEL

Most individuals will not feel any sensation while using the Magnetic Pulser.

With normal use, the Hand Paddle will become very warm to hot. If it feels uncomfortable, turn the unit OFF and allow it to cool before continuing.

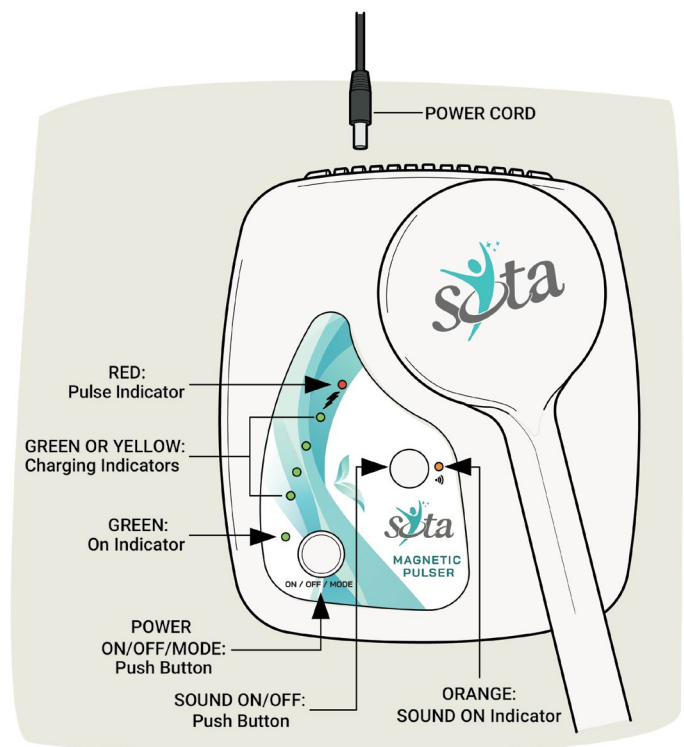
Another option is to place something between you and the Hand Paddle, like a single layer of towel or blanket, always ensuring there is proper airflow around the head of the paddle.

To cool the Hand Paddle faster - use an ice pack or two. Apply an ice pack to the paddle face (you can even apply two - one for each side of the paddle). The face of the Hand Paddle is brought back to a comfortable temperature quickly and efficiently.

TYPICAL USE

Length of Session: It is best to begin slowly (10 minutes) and then gradually increase the length of each session. Daily use varies from 20 minutes to two hours or more.

Length of Use: The SOTA Products User Guide available at www.sota.com/spug



offers suggestions for Focused, Basic and Ongoing Wellness Plans.

When used as part of a Wellness Protocol, daily use for many weeks is more important for results than using occasionally. For specific purposes, longer and more frequent sessions may be more beneficial. Generally, the Magnetic Pulser can be used as needed.

Placement: The Hand Paddle may be kept on one location for one or more cycles. It may also be moved at any time to a different location.

Drink plenty of water: It is important to drink enough water when using the unit. Drinking ozonated water is especially helpful.

Stop Gradually: Reduce the amount of time each day for the last week of use. If using more than one SOTA unit at a time, it is suggested to stop only one unit at a time.

ELECTRICAL SPECIFICATIONS

Your Magnetic Pulser outputs a *time-variant pulsed DC magnetic field*.

POWER REQUIREMENTS

12 Volts DC @ minimum 2.0 Amps, **Tip or Center Positive**.

Caution: Exceeding the voltage rating or reverse connection may result in injury or unit failure. This will **void** the warranty.

OPTIONAL POWER INPUT

To operate the Magnetic Pulser from a 12 Volt DC source, such as an automobile battery or an appropriate Solar Panel, purchase a Universal Power Cord with **Tip or Center Positive** polarity.

REGULAR MODE - OUTPUT SPECIFICATIONS

Magnetic Field Intensity: Greater than 7000 Gauss at face of the Hand Paddle as tested with an F.W.Bell 5080 Tesla Meter.

Pulse Duration: ~4.75 mS (milliseconds).

Pulses per Cycle: 314 pulses (approx. 20 minutes).

FAST MODE - OUTPUT SPECIFICATIONS

Magnetic Field Intensity: 2500 Gauss at face of the Hand Paddle as tested with an F.W.Bell 5080 Tesla Meter.

Pulse Duration: ~3.5 mS (milliseconds).

Pulses per Cycle: 1400 pulses (approx. 20 minutes).

TROUBLESHOOTING

A Troubleshooting Guide for the Magnetic Pulser is available at www.sota.com/manuals. This Guide is a great tool to check if you are experiencing any issues with your unit.

COUNTRIES THAT PARTICIPATE IN MANUFACTURING

The manufacturing of the SOTA Products is a global collaboration. The following countries participate in the making of the Magnetic Pulser (listed in alphabetical order): **Canada, China, Hong Kong, Malaysia, Philippines, Taiwan, Thailand** and the **USA**.

REPLACEMENT ACCESSORIES

To replace your accessories, please contact your supplier.

WARRANTY

The Magnetic Pulser Model MP7 is covered by a two (2) year parts and labor warranty on all internally mounted components. Please keep proof of purchase. Warranty is void if the failure is due to abuse or negligence.

REPAIRS

Please contact your supplier for return instructions. For information about your closest repair depot, contact repairs@sota.com or call 1.250.770.2023 or 1.800.224.0242 (toll-free in Canada & USA).



Made in China. Designed and Engineered in Canada.

• The SOTA units are consumer products designed to be used as part of a Wellness Lifestyle • The SOTA units are not medical devices nor are they intended to diagnose, treat or cure any medical or health condition • The use, safety or effectiveness of the SOTA units has not been approved by any government agency • Please consult a health practitioner for any medical or health condition • Results using the SOTA Products will vary for each person • Please note that all purchases of SOTA Products are deemed to be made in Penticton, BC, Canada •