



The Magnetic Pulser

Model MPG4 Manual

CONTENTS

| | |
|-------------------------------------|---|
| WELCOME TO SOTA | 2 |
| BEFORE USING | 2 |
| LEARN MORE | 2 |
| COMPLETE UNIT INCLUDES | 2 |
| DO NOT USE..... | 3 |
| CAUTIONS | 3 |
| SUMMARY OF LIGHTS | 4 |
| HOW TO USE THE MAGNETIC PULSER..... | 4 |
| How It Should Feel | 5 |
| Typical Use..... | 5 |
| ELECTRICAL SPECIFICATIONS | 6 |
| Power Requirements..... | 6 |
| Optional Power Input..... | 6 |
| Output Specifications..... | 6 |
| REPLACEMENT ACCESSORIES | 6 |
| WARRANTY | 6 |
| REPAIRS..... | 6 |

WELCOME TO SOTA

Thank you for allowing us to be a part of your Wellness Team.

The Magnetic Pulser is a consumer product designed to be used as part of a Wellness Lifestyle. A commitment to healthy lifestyle choices is an important factor in the journey to Wellness.

The SOTA Magnetic Pulser generates pulsed magnetic fields which create microcurrents of electricity that work with the body's natural electricity for general health and well-being.

The Magnetic Pulser is designed to be used independently, but can also be used together with any of the SOTA Products.

With proper care, your Magnetic Pulser should provide you many years of trouble-free use.

Please understand that results will vary.

BEFORE USING

Please read the manual thoroughly before using your Magnetic Pulser.

We have made every effort to ensure the information in your manual is up-to-date at the time of printing ... since that time however, new information may have become available. For the most up-to-date manual, please visit our website www.sota.com/manuals.

LEARN MORE

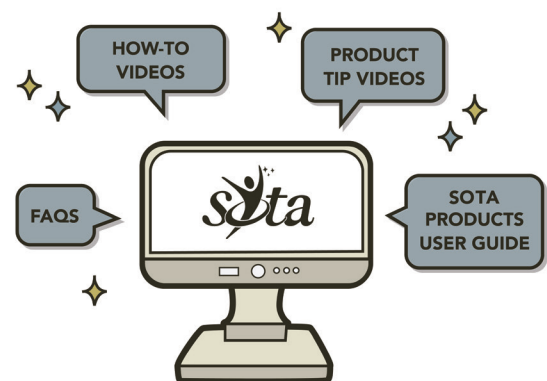
To learn more about the Magnetic Pulser we invite you to visit the SOTA website:

www.sota.com

The website offers How to Videos, Frequently Asked Questions, *The SOTA Products User Guide*, SOTA News ... and more.

COMPLETE UNIT INCLUDES

- One (1) Magnetic Pulser Unit
- One (1) Wall Adaptor
- One (1) Product Manual



DO NOT USE

1. Do not use with a pacemaker. With the permission of your physician, it may be safe to use below the waist.
2. Do not use in the following situations as safety has not been explored:
 - a. In the case of pregnancy.
 - b. In the area of an implanted device such as a shunt, etc.
 - c. In the area of external or internal bleeding wounds, including menstruation.
 - d. In the area of a metal implant. The metals may absorb heat and could cause discomfort or a burn. Metal dental fillings are rarely affected.
3. As with all electrical products do not use near water, when driving a car or when operating heavy equipment.

CAUTIONS

1. If you experience nerve pain or an increase in nerve pain while using the unit, please discontinue using in the area of pain.
2. Caution is advised when using heat-producing or heat-sensitive ointments, lotions or medications as a skin burn may occur.
3. When in use, please ensure there is proper airflow around the head of the paddle. With normal use, the Hand Paddle will become very warm to hot. If it feels uncomfortable, turn the unit OFF and allow it to cool before resuming use to prevent a skin burn.
4. To prevent damage or loss of information, keep away from homeopathic remedies, credit cards, security cards and key fobs. Also from electronic equipment – hard drives, hearing aids, cell phones, tablets and others.
5. Always operate with the unit on a hard, flat surface so the vent holes are not impeded.
6. While this technology is generally considered safe, there exists potential for rare individual reactions that cannot reasonably be foreseen. Therefore, your use of the SOTA Products constitutes your agreement that you are responsible for your decision to use the technology and that you hold SOTA harmless for any injuries or damage believed to arise from using the SOTA Products.

SUMMARY OF LIGHTS

GREEN: Indicates the unit is ON, the pulse is building and the pulse is released.

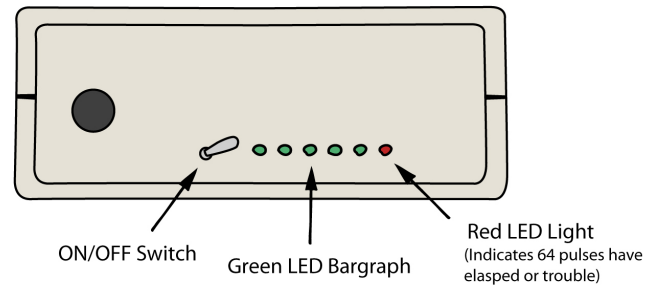
RED: Indicates the cycle is completed.

HOW TO USE THE MAGNETIC PULSER

1. Insert the power plug from the AC-DC Wall Adaptor into the unit and plug the adaptor into an electrical outlet.

2. Move the toggle switch to the ON position.

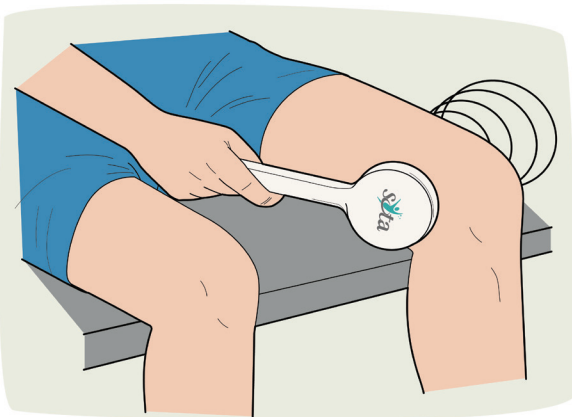
The GREEN lights come on sequentially indicating the pulse is building. When the last GREEN light is lit, the Pulsed Magnetic Field is released from the Hand Paddle. A click may or may not be heard as the pulse is released.



3. The head of the Hand Paddle should be located on or as close to the body as possible. It does not need to touch the skin as clothing will not interfere with the magnetic field.

Note: The Pulsed Magnetic Field penetrates up to nine inches.

4. When a cycle finishes (approx. 5 minutes), the RED light will come on. Turn the unit OFF by moving the toggle switch to the OFF position. To continue with another cycle, turn the unit on again.



5. To turn the unit OFF before the end of a cycle, move the toggle switch to the OFF position.

6. *Unplug the Wall Adaptor* when not in use.

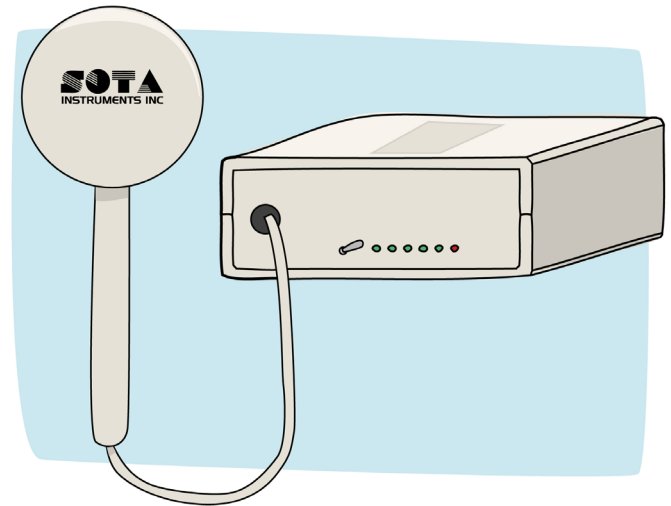
HOW IT SHOULD FEEL

Most individuals will not feel any sensation while using the Magnetic Pulser.

With normal use, the Hand Paddle will become very warm to hot. If it feels uncomfortable, turn the unit OFF and allow it to cool before continuing.

Another option is to place something between you and the Hand Paddle, like a single layer of towel or blanket, always ensuring there is proper airflow around the head of the paddle.

To cool the Hand Paddle faster - use an ice pack or two. Apply an ice pack to the paddle face (you can even apply two - one for each side of the paddle). The face of the Hand Paddle is brought back to a comfortable temperature quickly and efficiently.



TYPICAL USE

Length of Session: It is best to begin slowly (10 minutes) and then gradually increase the length of each session. Daily use varies from 20 - 30 minutes to two hours or more.

Length of Use: The SOTA Products User Guide available at www.sota.com/spug offers suggestions for Focused, Basic and Ongoing Wellness Plans.

When used as part of a Wellness Protocol, daily use for many weeks is more important for results than using occasionally. For specific purposes, longer and more frequent sessions may be more beneficial. Generally, the Magnetic Pulser can be used as needed.

Placement: The Hand Paddle may be kept on one location for one or more cycles. It may also be moved at any time to a different location.

Drink plenty of water: It is important to drink enough water when using the unit. Drinking ozonated water is especially helpful.

Stop Gradually: Reduce the amount of time each day for the last week of use. If using more than one SOTA unit at a time, it is suggested to stop only one unit at a time.

ELECTRICAL SPECIFICATIONS

Your Magnetic Pulser outputs a *time-variant pulsed DC magnetic field*.

POWER REQUIREMENTS

12 Volts DC @ minimum 1.5 Amps, **Tip or Center Positive**.

Caution: Exceeding the voltage rating or reverse connection may result in injury or unit failure. This will **void** the warranty.

OPTIONAL POWER INPUT

To operate the Magnetic Pulser from a 12 Volt DC source, such as an automobile battery or an appropriate Solar Panel, purchase a Universal Power Cord with **Tip or Center Positive** polarity.

OUTPUT SPECIFICATIONS

Magnetic Field Intensity: Greater than 6000 Gauss at face of the Hand Paddle as tested with an F.W.Bell 5080 Tesla Meter.

Pulse Duration: ~2.5 mS (milliseconds)

Pulses per Cycle: 64 pulses (approx. 5 minutes)

REPLACEMENT ACCESSORIES

To replace your accessories, please contact your supplier.

WARRANTY

The Magnetic Pulser Model MPG4 is covered by a two (2) year parts and labor warranty on all internally mounted components. Please keep proof of purchase. Warranty is void if the failure is due to abuse or negligence.

REPAIRS

Please contact your supplier for return instructions. For information about your closest repair depot, contact repairs@sota.com or call 1.250.770.2023 or 1.800.224.0242 (toll-free in Canada & USA).

Designed, Engineered and Made in Canada.